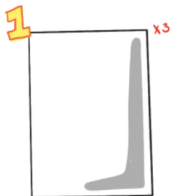



# CHINA: The Body of The Dragon



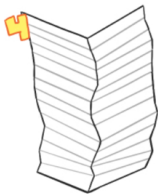
Step 1: Get a piece of paper.



Step 2: Fold the paper in half along the line.



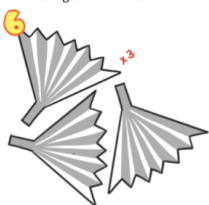
Step 3: Fold horizontally along the dotted line.



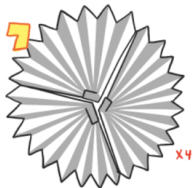
The paper should look like this.




Fold the paper into a fan and then staple the bottom.



Make three fans like this.



Step 7: Staple the bottoms of the three fans together to make a circle with a hole in the center. Repeat 4 times.



Step 8: String the center of the fans together with a string and tie the ends in knots.

